



BARRIER STRIPS



✓ Active

↓ **PRODUCT DRAWING**
English

↓ **3D PDF**

TE CONNECTIVITY (TE)

6PCV-03-006=6PCV ASSEMBLY

Buchanan | 6 Series

6PCV-03-006

TE Internal Number: 5-1437652-4

Always EU RoHS/ELV Compliant

Barrier Style **Tri-Barrier**

Bottom Termination Style **Printed Circuit Pin**

Current Rating (A) **5, 25**

Centerline **9.53 mm [.375 in]**

Number of Positions **3**

Product Drawings

[6PCV-XX-006](#)

PDF
English

CAD Files

[Customer View Model](#)

2D_DXF.ZIP
English

[3D PDF](#)

PDF
3D

[Customer View Model](#)

3D_IGS.ZIP
English

[Customer View Model](#)

3D_STP.ZIP
English

Catalog Pages/Data Sheets

[BUCHANAN TERMINAL BLOCKS CATALOG - BARRIER STRIPS](#)

PDF
English

[1-1773458-2_BARRIER_STRIPS_QUICK_REFERENCE_GUIDE](#)

PDF
English

Please review product documents or [contact us](#) for the latest agency approval information. Please Note: Use the Product Drawing for all design activity.

Product Type Features

Block Style

Open Bottom with Standoffs

Product Type

Barrier Strip

Applies To


Printed Circuit Board

Configuration Features	Number of Positions	3
	Number of Rows	1
	Number of Levels	1
Electrical Characteristics	Current Rating (A)	5, 25
	Voltage (V)	300, 600
	Current Rating (Max) (A)	25
Body Features	Barrier Style	Tri-Barrier
	Color	Black
Contact Features	Terminal Material	Copper Alloy
	Terminal Plating Finish	Bright
	Terminal Plating Material	Tin
Termination Features	Bottom Termination Style	Printed Circuit Pin
Mechanical Attachment	Top Hardware	Wire Clamp Combo Head
	Screw Plating Finish	Bright
	Mounting Options	None
	Screw Material	Steel
	Screw Plating Material	Zinc Chromate
	Mounting Insert	Without
	Mounting Angle	Vertical
	Mounting Style	Direct (All Positions Filled)
	Mounting Ears	Without
	Screw Size	6-32
	Screw Head Type	Combo Phil-Slot
Housing Features	Centerline	9.53 mm [.375 in]
	Housing Material	Thermoplastic
Dimensions	Wire Range	22 – 12 AWG [.3 – 3 mm²]
	Length	30.12 mm [1.186 in]
Usage Conditions	Operating Temperature Range	105 °C [221 °F]


Industry Standards	UL Flammability Rating	UL 94V-0
Packaging Features	Packaging Quantity	250
Other	Comment	Do not order screw and captive clamp in combination with other top hardware., Other options available upon request, consult our Product Information Center.
Product Compliance	Statement of Compliance PDF VIEW ALL PRODUCT COMPLIANCE	


CUSTOMERS ALSO BOUGHT

BARRIER STRIPS




TC6-03-PFH=COVER
w/HOLES
TC6-03-PFH


 Save to List


 Find Similar Products

IDC D-SUB CONNECTORS




15 POS HDF RCPT, AP,
LEAD FREE
1658614-3


 Save to List


 Find Similar Products

WIRE-TO-BOARD HEADERS & RECEPTACLES




03P MTA100 SHRD HDR
ASSY RA FL
2-644803-3


 Save to List


 Find Similar Products

RIBBON CABLE CONNECTORS



IDC LOW PRO HDR 16P
VERT BLUE
2-1761603-6

 Save to List

 Find Similar Products