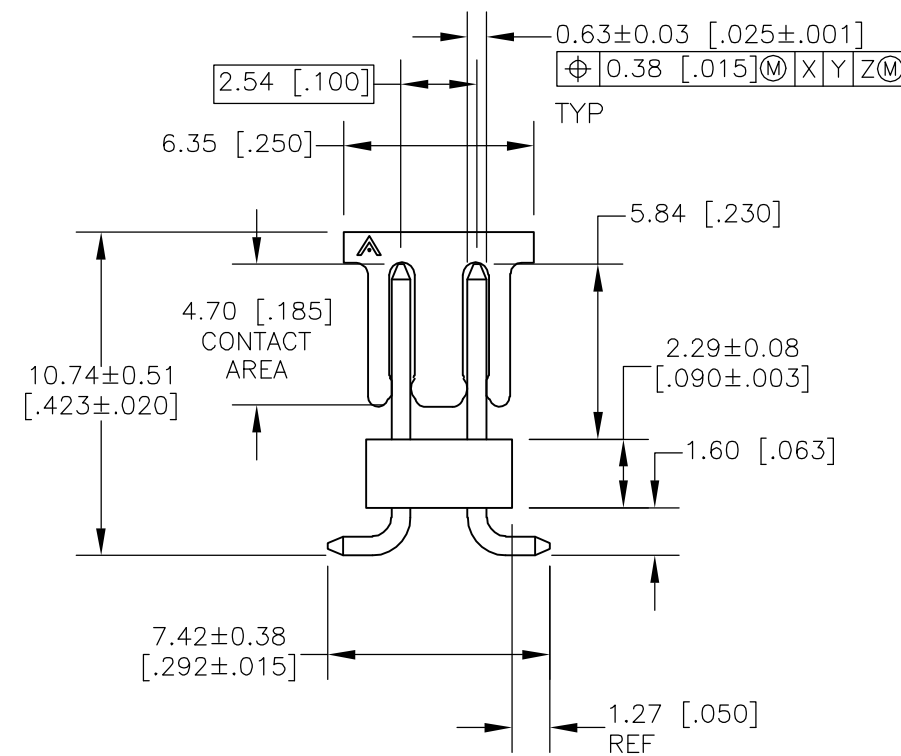
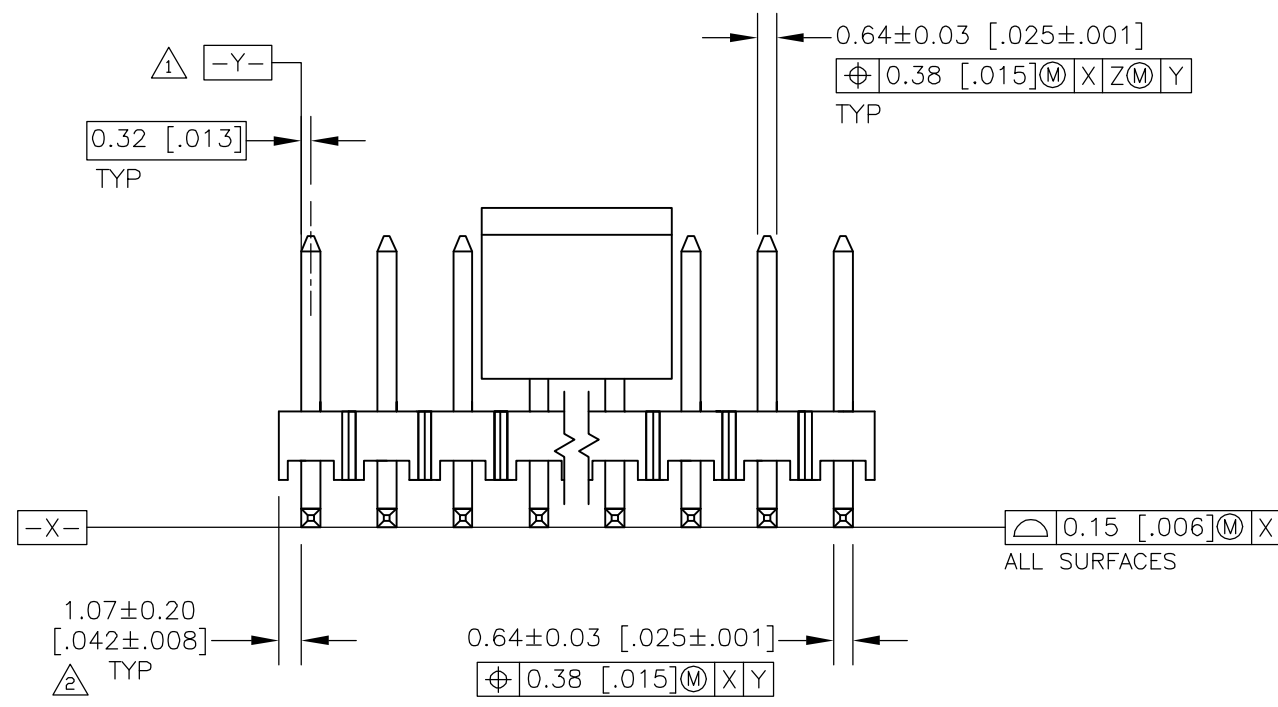
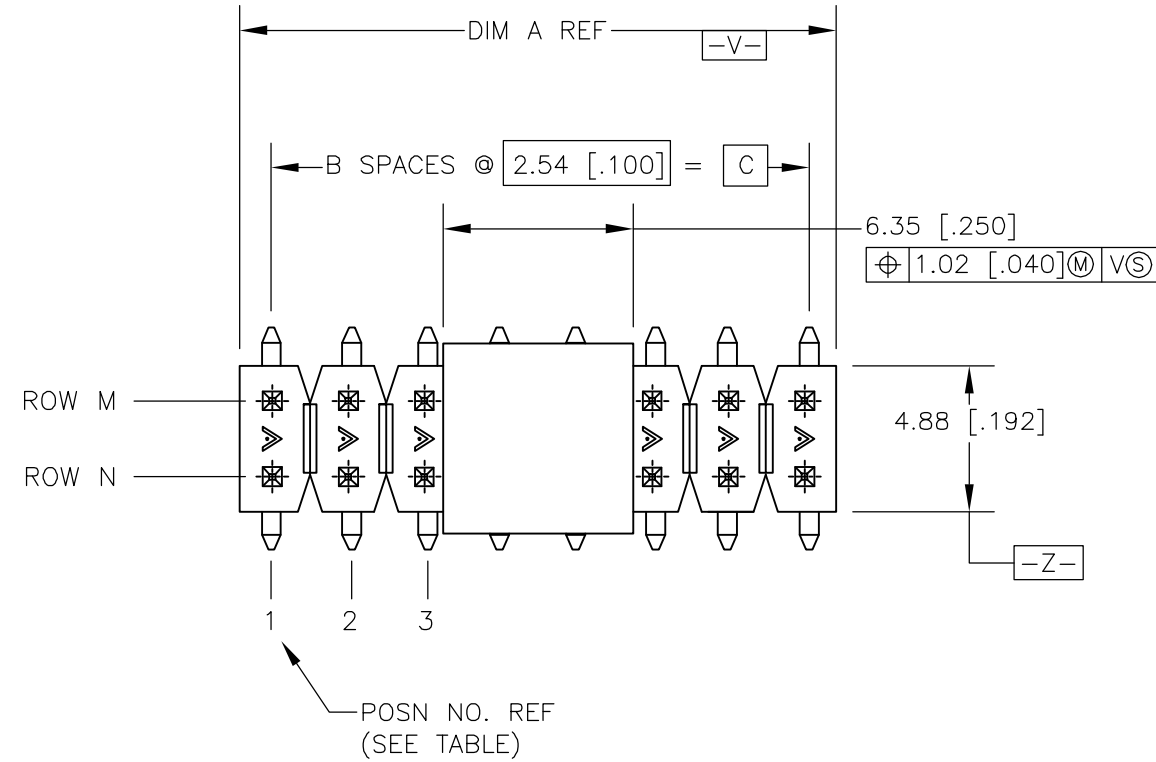
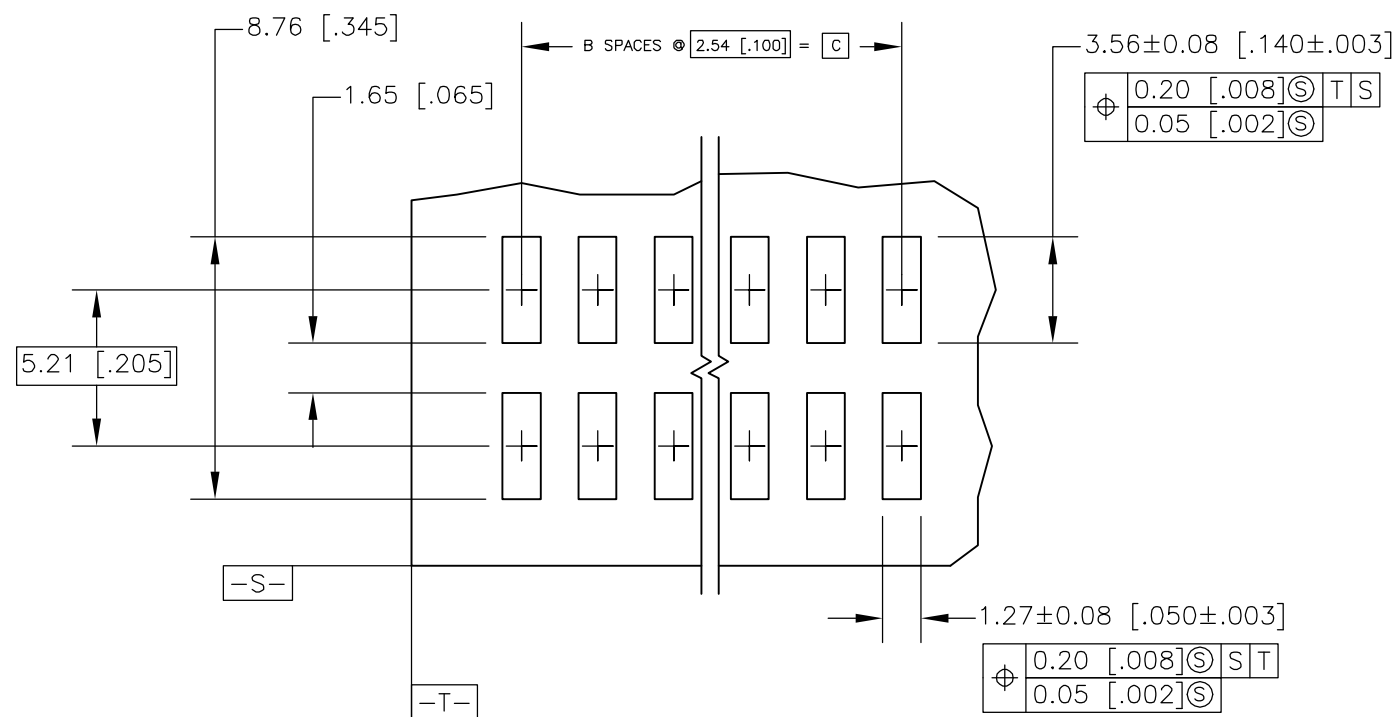


THIS DRAWING IS UNPUBLISHED. RELEASED FOR PUBLICATION
 © COPYRIGHT BY TYCO ELECTRONICS CORPORATION. ALL RIGHTS RESERVED.

LOC		DIST		REVISIONS			
P	LTR	DESCRIPTION		DATE	DWN	APVD	
AD	00	D1	ECO-05-008668	16FEB2006	RB	JG	



- 1 -Y- SHALL BE THE INTERSECTION OF THE POST AND THE HOUSING.
- 2 THE NOTED DIMENSION APPLIES FROM THE BASIC DIMENSION (NOT THE POST CENTERLINE) TO THE SURFACE INDICATED.
- 3 0.000762[.000030] GOLD ON CONTACT AREA, 0.00254-0.00508[.000100-.000200] MATTE TIN-LEAD ON SOLDER TAIL, ALL OVER 0.00127[.000050] NICKEL.
- 4. PACKAGED IN TAPE AND REEL PER EIA-481 SPECIFICATIONS. SEE TABLE FOR TAPE WIDTH.
- 5 HOUSING: LCP, COLOR-BLACK. POST: PHOS. BRONZE. PICK AND PLACE CAP: PPA COLOR-BLACK.
- 6 PRELIMINARY PART - NOT RELEASED FOR PRODUCTION.
- 7 0.000762[.000030] GOLD ON CONTACT AREA, 0.00254-0.00508[.000100-.000200] MATTE TIN ON SOLDER TAIL, ALL OVER 0.00127[.000050] NICKEL.



RECOMMENDED PCB LAYOUT FOR USE WITH 0.20 [.008] THICK STENCIL

7	7	4	32mm	15.24 [.600]	6	17.37 [.684]	14	5-147711-6
7	NONE	4	24mm	12.70 [.500]	5	14.83 [.584]	12	5-147711-5
7	NONE	4	24mm	10.16 [.400]	4	12.29 [.484]	10	5-147711-4
7	NONE	1	24mm	10.16 [.400]	4	12.29 [.484]	10	5-147711-3
7	NONE	3	24mm	10.16 [.400]	4	12.29 [.484]	10	5-147711-2
6	3	4	32mm	15.24 [.600]	6	17.37 [.684]	14	147711-6
3	NONE	4	24mm	12.70 [.500]	5	14.83 [.584]	12	147711-5
3	NONE	4	24mm	10.16 [.400]	4	12.29 [.484]	10	147711-4
3	NONE	1	24mm	10.16 [.400]	4	12.29 [.484]	10	147711-3
3	NONE	3	24mm	10.16 [.400]	4	12.29 [.484]	10	147711-2
6	3	NONE	24mm	10.16 [.400]	4	12.29 [.484]	10	147711-1
PLATING	ROW M	ROW N	TAPE WIDTH	C	B	A	NO OF POSN	PART NUMBER
	POST OMITTED							

THIS DRAWING IS A CONTROLLED DOCUMENT.

DIM B. HAYMAKER 18DEC00	 Tyco Electronics Corporation Harrisburg, Pa 17105-3608
CHK J. GESFORD 18DEC00	
APVD J. GESFORD 18DEC00	
PRODUCT SPEC	
MATERIAL	NAME SURF. MT. HDR. ASSY, MOD II, B/W, VERT, D/R, .100 x .100 C/L, .025 SQ POST, W/ PICK AND PLACE CAP, SELECT LOAD
TOLERANCES UNLESS OTHERWISE SPECIFIED:	SIZE A2
0 PLC ± -	CAGE CODE 00779
1 PLC ± -	DRAWING NO C=147711
2 PLC ± -	RESTRICTED TO
3 PLC ± 0.13 [.005]	SCALE 4:1
4 PLC ± -	SHEET 1 OF 1
ANGLES ± -	REV D1
FINISH SEE TABLE	CUSTOMER DRAWING