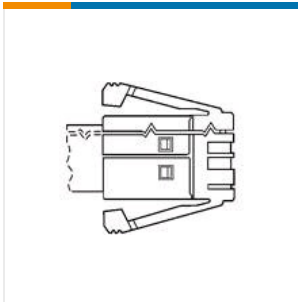




SDL CONNECTORS



Active

PRODUCT DRAWING
English

3D PDF

TE CONNECTIVITY (TE) 4 SDL FLAT PLUG ASSY

AMPLIMITE | Shielded Data Link

5-1761184-1
TE Internal Number: 5-1761184-1

Always EU RoHS/ELV Compliant

Connector Style **Plug**

Number of Conductors **4**

Cable Type **Flat**

Wire Size (mm²) **.2, .205**

Product Drawings

[PLUG ASSY, FLAT CABLE, 50 SERIES, SDL](#)

PDF
English

CAD Files

[Customer View Model](#)

2D_DXF.ZIP
English

[Customer View Model](#)

3D_IGS.ZIP
English

[Customer View Model](#)

3D_STP.ZIP
English

[3D PDF](#)

PDF
English

Product Specifications

Product Specification

[SDL Systemj Connector](#)

PDF
English

Application Specification

[36-Series And 50-Series Flat-Cable SDL Plug Connectors](#)

PDF
English

Qualification Test Report

[Connector Sdl System](#)

PDF
Japanese

[Connector Sdl System](#)

PDF
English

[Connector Sdl System](#)

TIF
English

Instruction Sheets

Instruction Sheet (U.S.)

[Crimping Die Assemblies 58261-1, 58261-2, 58261-3, And 58261-6](#)

PDF
English

SDL Plugs And Receptacles

PDF
English

Please review product documents or [contact us](#) for the latest agency approval information. Please Note: Use the Product Drawing for all design activity.

Product Type Features	Connector Style	Plug
	Cable Type	Flat
	Product Type	Connector
	Receptacle Configuration	Standard

Configuration Features	Number of Conductors	4
	Keying	E

Body Features	Shield Material	Brass
	Shield Plating Material	Tin over Nickel

Contact Features	Contact Mating Area Plating Thickness (µin)	50
	Contact Mating Area Plating Material	Gold
	Contact Base Material	Copper Alloy

Mechanical Attachment	PCB Mount Retention	Without
-----------------------	---------------------	----------------

Housing Features	Housing Color	Smoke Gray
	Housing Material	Polycarbonate GF

Dimensions	Wire Size (mm ²)	.2, .205
	Conductor Insulation Diameter	1.27 mm [.05 in]

Other	Comment	Prefix no. designates key configuration. Suffix no. is a code for the number of conductors. Prefix & suffix nos. of plug assemblies must match those of the intended mating receptacle. Keys are molded in as an integral part of the plug & receptacle.
-------	---------	---

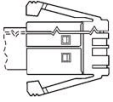
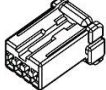










Product Compliance

[Statement of Compliance](#)

PDF

[VIEW ALL PRODUCT COMPLIANCE](#)

CUSTOMERS ALSO BOUGHT

SDL CONNECTORS	AUTOMOTIVE, TRUCK, BUS, & OFF-ROAD HOUSINGS	POWER CONTACTS	WIRE-TO-BOARD CONNECTOR HOUSINGS
 <p>4 SDL FLAT PLUG ASSY 1-1761184-1</p>	 <p>6POS PLUG HSG, .040 SERIES BLK 776204-2</p>	 <p>MINI UMNL SOK 22- 18AWG LP LF 1-770988-1</p>	 <p>18P SL156 HSG W/LCK RMP & TABS 1-770849-8</p>
<p> Save to List</p> <p> Find Similar Products</p>	<p> Save to List</p> <p> Find Similar Products</p>	<p> Save to List</p> <p> Find Similar Products</p>	<p> Save to List</p> <p> Find Similar Products</p>