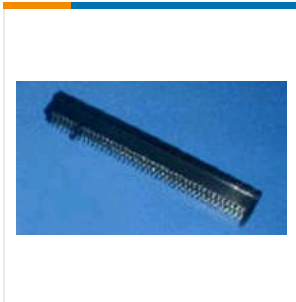




PCI & PCI EXPRESS CONNECTORS



Active

PRODUCT DRAWING
English

3D PDF

TE CONNECTIVITY (TE)

CONNECTOR, 60 DUAL POSITION, .

5145154-8

TE Internal Number: 5145154-8

Always EU RoHS/ELV Compliant

Number of Positions **120**

Centerline **1.27 mm [.05 in]**

Termination Post Length **3.18 mm [.125 in]**

Contact Mating Area Plating Thickness (µin) **30**

PCB Mounting Orientation **Vertical**

Product Drawings

[CONNECTOR ASSEMBLY, 60 DUAL POSITION, 1.27 \[.050\] SERIES, CARD EDGE](#)

PDF
English

CAD Files

[Customer View Model](#)

2D_DXF.ZIP
English

[3D PDF](#)

PDF
3D

[Customer View Model](#)

3D_IGS.ZIP
English

[Customer View Model](#)

3D_STP.ZIP
English

Product Specifications

Product Specification

[Connector, Card Edge, .050 Centerline](#)

PDF
English

Application Specification

[Card Edge Printed Circuit \(PC\) Board Connectors](#)

PDF
English

Please review product documents or [contact us](#) for the latest agency approval information. Please Note: Use the Product Drawing for all design activity.

Product Type Features

PCB Mounting Orientation

Vertical

Ejector

Without

Bus Type

PCI

Termination

Card Edge








	Type or Connector	Card Edge
	Product Type	Connector
Configuration Features	Number of Positions	120
	Number of Pylons	2
Electrical Characteristics	Operating Voltage (VAC)	203
	Voltage (VAC)	203
Body Features	Weight (g)	12.58
	Pylon Material	Plastic
	Bus Width	32 Bit
Contact Features	Contact Mating Area Plating Thickness (µin)	30
	Solder Tail Contact Plating Material	Tin over Nickel
	Contact Base Material	Phosphor Bronze
	Solder Tail Contact Plating Thickness (µm)	2.537
	Contact Mating Area Plating Material	Gold
Termination Features	Termination Post Length	3.18 mm [.125 in]
Mechanical Attachment	PCB Mounting Style	Through Hole
Housing Features	Centerline	1.27 mm [.05 in]
	Housing Color	Natural
	Housing Material	High Temperature Thermoplastic
Dimensions	Height	13.97 mm [.55 in]
	Width	8.8 mm [.346 in]
	PCB Thickness (Accepted)	1.57 mm [.062 in]
	Length	84.84 mm [3.34 in]
Usage Conditions	Operating Temperature Range (°C)	-55 – 85
Operation/Application	Pick and Place Cover	Without
Packaging Features	Packaging Quantity	35

Product Compliance

[Statement of Compliance](#)
PDF

[VIEW ALL PRODUCT COMPLIANCE](#)

CUSTOMERS ALSO BOUGHT

STANDARD RECTANGULAR CONNECTORS	MULTIPLE CONFIGURATION PCB HEADERS & RECEPTACLES	FPC CONNECTORS	RECTANGULAR CONNECTOR HARDWARE
<p>DYNAMIC 3100 HDR ASY 4P H K/X 1-178294-3</p> <hr/> <p> Save to List</p> <p> Find Similar Products</p>	<p>10 50/50 GRID RA HDR LF 5-104894-1</p> <hr/> <p> Save to List</p> <p> Find Similar Products</p>	<p>FPC CONN. 0.5MM PITCH B/C, 32P 3-1734592-2</p> <hr/> <p> Save to List</p> <p> Find Similar Products</p>	<p>DYNAMIC PUSH RIVET 900128-1</p> <hr/> <p> Save to List</p> <p> Find Similar Products</p>