



BNC CONNECTORS



✓ Active

↓ **PRODUCT DRAWING**
English

↓ **3D PDF**

TE CONNECTIVITY (TE)

BNC PCB RT ANG JACK W/POST

PCF , RT

5227677-1

TE Internal Number: 5227677-1

Always EU RoHS/ELV Compliant

Applies To **Printed Circuit Board**

Panel Mount Retention **With**

Panel Mount Retention Type **Lockwasher and Nut**

PCB Mount Retention **With**

PCB Termination Method **Through Hole**

Product Drawings

[JACK, RIGHT ANGLE, PCB 50 OHM, SERIES BNC](#)

PDF
English

CAD Files

[3D PDF](#)

PDF
English

[Customer View Model](#)

2D_DXF.ZIP
English

[Customer View Model](#)

3D_IGS.ZIP
English

[Customer View Model](#)

3D_STP.ZIP
English

Catalog Pages/Data Sheets

[BNC Connectors](#)

PDF
English

Product Environmental Compliance

TE Material Declaration

[BNC PCB RT ANG JACK W/POST](#)

PDF
English

Please review product documents or [contact us](#) for the latest agency approval information. Please Note: Use the Product Drawing for all design activity.

Product Type Features

Applies To

Printed Circuit Board

Sealed

No

RF Connector Type

BNC

	RF Connector Type	DWC
	Connector Style	Jack
	PCB Mounting Orientation	Right Angle
	Dielectric Material	Polymethylpentene
	ESD Protection	Without
	Isolated Ground	No
	Grade	Commercial
	Product Type	Connector - RF
Configuration Features	Solder Terminal	Without
	Number of Ports	1
Electrical Characteristics	50 Ohm	Yes
	75 Ohm	No
	Impedance (Ω)	50
Body Features	Body Material	Zinc
	Body Plating Material	Nickel
	Body Insulation	Without
Contact Features	Center Contact Material	Phosphor Bronze
	Center Contact Plating Material	Gold
	Center Contact Plating Thickness (μin)	30
Termination Features	PCB Termination Method	Through Hole
Mechanical Attachment	Panel Mount Retention	With
	Panel Mount Retention Type	Lockwasher and Nut
	PCB Mount Retention	With
	Panel Mount	With
	Polarized	No
	Mounting Post Length	3.48 mm [.137 in]
	Mounting Post Style	Standard
	Panel Attachment Style	Rear Mount
	Hardware Included	No
Dimensions	Height above PCB	15.88 mm [.625 in]

Packaging Features

Packaging Method

Tube

Other

Comment





If an Insulating Bushing is required, see Part Number 330620.

Product Compliance

[Statement of Compliance](#)
PDF

[VIEW ALL PRODUCT COMPLIANCE](#)

CUSTOMERS ALSO BOUGHT

WIRE-TO-BOARD CONNECTOR HOUSINGS	MULTIPLE CONFIGURATION PCB HEADERS & RECEPTACLES	WIRE-TO-BOARD HEADERS & RECEPTACLES	SURFACE MOUNT RESISTORS
 <p>12 MODIV HSG COMP DR .100CL 87456-7</p>	 <p>16 MODII HDR DRST B/A .100CL 103186-8</p>	 <p>12 MTE HDR SRST LATCH .100CL 6-104363-1</p>	 <p>CPF 0603 3K92 0.1% 25PPM 1K RL CPF0603B3K92E1</p>
<p>Save to List Find Similar Products</p>	<p>Save to List Find Similar Products</p>	<p>Save to List Find Similar Products</p>	<p>Save to List Find Similar Products</p>