



BNC CONNECTORS



✓ Active

↓ **PRODUCT DRAWING**
English

↓ **3D PDF**

TE CONNECTIVITY (TE)

BNC, RT ANG, PCB, JACK

PCF , RT

5413194-1

TE Internal Number: 5413194-1

Always EU RoHS/ELV Compliant

Applies To **Printed Circuit Board**

Panel Mount Retention **With**

Panel Mount Retention Type **Lockwasher and Nut**

PCB Mount Retention **With**

PCB Termination Method **Through Hole**

Product Drawings

[JACK, RIGHT ANGLE, PCB, 75 OHM, BNC](#)

PDF
English

CAD Files

[Customer View Model](#)

2D_DXF.ZIP
English

[Customer View Model](#)

3D_IGS.ZIP
English

[Customer View Model](#)

3D_STP.ZIP
English

[3D PDF](#)

PDF
English

Catalog Pages/Data Sheets

[BNC Connectors](#)

PDF
English

Product Environmental Compliance

TE Material Declaration

[MD_5413194-1_0605201444_dmtec](#)

PDF
English

Please review product documents or [contact us](#) for the latest agency approval information. Please Note: Use the Product Drawing for all design activity.

Product Type Features

Applies To

Printed Circuit Board

Sealed

No

RF Connector Type

BNC

	RF Connector Type	DWC
	Connector Style	Jack
	PCB Mounting Orientation	Right Angle
	Dielectric Material	Polymethylpentene
	ESD Protection	Without
	Isolated Ground	No
	Grade	Commercial
	Product Type	Connector - RF
Configuration Features	Solder Terminal	Without
	Number of Ports	1
Electrical Characteristics	50 Ohm	No
	75 Ohm	Yes
	Impedance (Ω)	75
Body Features	Body Material	Zinc
	Body Plating Material	Nickel
	Body Insulation	Without
	Color	White
Contact Features	Center Contact Material	Beryllium Copper
	Center Contact Plating Material	Gold
	Center Contact Plating Thickness (μin)	30
Termination Features	PCB Termination Method	Through Hole
Mechanical Attachment	Panel Mount Retention	With
	Panel Mount Retention Type	Lockwasher and Nut
	PCB Mount Retention	With
	Polarized	No
	Mounting Post Length	3.48 mm [.137 in]
	Mounting Post Style	Standard
	Panel Attachment Style	Rear Mount
	Hardware Included	No
Dimensions	Height above PCB	13.18 mm [.519 in]

Packaging Features

Packaging Method













Tube

Product Compliance

[Statement of Compliance](#)
PDF

[VIEW ALL PRODUCT COMPLIANCE](#)

CUSTOMERS ALSO BOUGHT

SURFACE MOUNT RESISTORS	CRIMP D-SUB CONNECTORS	MULTIPLE CONFIGURATION PCB HEADERS & RECEPTACLES	MODULAR JACK FILTERS
			
<p>CRG0603 1% 75R CRG0603F75R</p>	<p>KIT, RCPT, 15P, HDP-20, SHLD HDWRE 5787908-1</p>	<p>08 MODII HDR SRRA SHRD LF 5-103361-6</p>	<p>RJ45-8N3-S M0=F9750 RJ45-8N3-S</p>
<p> Save to List  Find Similar Products</p>	<p> Save to List  Find Similar Products</p>	<p> Save to List  Find Similar Products</p>	<p> Save to List  Find Similar Products</p>