



# IDC D-SUB CONNECTORS



## TE CONNECTIVITY (TE) ASSY, PLUG, 50 POS, B SLOT CHAMP | Standard CHAMP Products

552032-1  
TE Internal Number: 552032-1  
Alias ID: 4-16211-7370, 401500624, 500-020-0764, 500-095-1117, 6428339400, A19248-000, AMP-0-0552032-1

Always EU RoHS/ELV Compliant

Connector Style **Plug**  
Solid Wire Range (mm<sup>2</sup>) **.4 – .51**  
Stranded Wire Range (mm<sup>2</sup>) **.2**  
Shielded **No**  
Centerline **2.16 mm [ .085 in ]**

Active

PRODUCT DRAWING  
English

3D PDF

### Product Drawings

[PLUG ASSEMBLY, 50 POSITION, B-SLOT, BAIL LOCK, CHAMP-LOK](#)  
PDF  
English

### CAD Files

[Customer View Model](#)  
2D\_DXF.ZIP  
English

[3D PDF](#)  
PDF  
3D

[Customer View Model](#)  
3D\_IGS.ZIP  
English

[Customer View Model](#)  
3D\_STP.ZIP  
English

### Product Specifications

#### Product Specification

[Connector, CHAMP](#)  
PDF  
English

[Connector, CHAMP](#)  
TIF  
English

[Connector, CHAMP](#)  
TIF  
Japanese

[Connector, CHAMP](#)  
PDF  
Japanese

#### Application Specification

[CHAMP Cable Connectors \(Standard And Shielded\)](#)  
PDF  
English

### Instruction Sheets

#### Instruction Sheet (U.S.)

[CHAMP Cable-To-Cable And Cable-To-Panel Connectors](#)  
PDF

Please review product documents or [contact us](#) for the latest agency approval information. Please Note: Use the Product Drawing for all design activity.

---

Product Type Features	Connector Style	<b>Plug</b>
	Shielded	<b>No</b>
	Wire/Cable Type	<b>7 Strand, Solid</b>
	Product Type	<b>Connector</b>
	Product Category	<b>Connectors</b>
	Profile	<b>Standard</b>
	Connector Classification	<b>IDC</b>
	Slot Type Letter Code	<b>B</b>

---

Configuration Features	Number of Positions	<b>50</b>
------------------------	---------------------	-----------

---

Contact Features	Contact Mating Area Plating Material	<b>Gold Flash over Palladium Nickel, Gold</b>
	Contact Mating Area Plating Thickness	<b>.76 µm [ 30 µin ]</b>
	Contact Base Material	<b>Copper Alloy</b>

---

Mechanical Attachment	Flange Thickness	<b>Thin</b>
	Mating Connector Lock	<b>With</b>
	Panel Mount Retention	<b>Without</b>
	Mating Connector Lock Type	<b>Bail Lock</b>

---

Housing Features	Centerline	<b>2.16 mm [ .085 in ]</b>
	Housing Color	<b>Black</b>
	Housing Material	<b>Polyphethylene Oxide</b>

---

Dimensions	Solid Wire Range (mm <sup>2</sup> )	<b>.4 – .51</b>
	Stranded Wire Range (mm <sup>2</sup> )	<b>.2</b>
	Wire Range (AWG)	<b>24, 26 – 24</b>
	Insulation Diameter (Max)	<b>1.14 mm [ .045 in ]</b>













---

Packaging Features	Packaging Quantity	<b>100</b>
	Packaging Method	<b>Package, Tray/Box</b>

---

[VIEW ALL PRODUCT COMPLIANCE](#)

## CUSTOMERS ALSO BOUGHT

D-SUB COVERS	WIRE-TO-BOARD CONNECTOR HOUSINGS	IDC D-SUB CONNECTORS	IDC D-SUB CONNECTORS
			
<p>KIT, COVER, 180, 50 POS 4-552008-1</p>	<p>40 MODIV HSG DR MRKD .100 POL 3-87631-6</p>	<p>ASSY, PLUG, 50 POS, E SLOT 552471-1</p>	<p>KIT, RCPT, 50 POS, B SLOT 6-5229913-1</p>
<p> Save to List  Find Similar Products</p>	<p> Save to List  Find Similar Products</p>	<p> Save to List  Find Similar Products</p>	<p> Save to List  Find Similar Products</p>