



## EUROCARD CONNECTORS



✓ Active

↓ **PRODUCT DRAWING**  
English

↓ **3D PDF**

TE CONNECTIVITY (TE)

### ASSEMBLY, RECEPTACLE, EUROCARD, T

EUROCARD | Eurocard

5535091-5

TE Internal Number: 5535091-5

Always EU RoHS/ELV Compliant

Connector Style **Receptacle**

Applies To **Printed Circuit Board**

Connector System **Board-to-Board**

Board-to-Board Configuration **Vertical**

Centerline **2.54 mm [ .1 in ]**

#### Product Drawings

[ASSEMBLY, RECEPTACLE, EUROCARD, TYPE 1/2C, LEAD-FREE, 48 POSITION, 2.49\[.098\] SOLDER POSTS](#)

PDF  
English

#### CAD Files

[Customer View Model](#)

2D\_DXF.ZIP  
English

[3D PDF](#)

PDF  
3D

[Customer View Model](#)

3D\_IGS.ZIP  
English

[Customer View Model](#)

3D\_STP.ZIP  
English

#### Product Specifications

Application Specification

[Eurocard Connectors Types B,C,M,Q,R, & Enhanced Type C \(Board-To-Board Application\)](#)

PDF  
English

Qualification Test Report

[Eurocard Connector](#)

PDF  
English

[Eurocard Connector](#)

TIF  
English

#### Product Environmental Compliance

TE Material Declaration

[MD\\_5535091-5\\_071720132242\\_dmtec](#)

PDF  
English

Please review product documents or [contact us](#) for the latest agency approval information. Please Note: Use the Product Drawing for all design activity.

---

Product Type Features	Connector Style	<b>Receptacle</b>
	Applies To	<b>Printed Circuit Board</b>
	Connector System	<b>Board-to-Board</b>
	Board-to-Board Configuration	<b>Vertical</b>
	Row-to-Row Spacing (mm)	<b>2.54</b>
	Size	<b>Standard</b>
	DIN Level	<b>II</b>
	PCB Mounting Orientation	<b>Vertical</b>
	Product Type	<b>Connector</b>
	Make First / Break Last	<b>No</b>
	Shielded	<b>No</b>
	Post Type	<b>ACTION PIN</b>
Connector Type	<b>Connector Assembly</b>	

---

Configuration Features	Number of Positions	<b>48</b>
	Number of Rows	<b>3</b>
	Rows Loaded	<b>A, B, C</b>

---

Contact Features	Contact Transmits (Typical)	<b>Signal (Data)</b>
	Contact Base Material	<b>Copper Alloy</b>
	Contact Termination Area Plating Material	<b>Tin</b>
	Contact Cross Section	<b>.25 x .25 mm [ .012 x .024 in ]</b>
	Contact Type	<b>Socket</b>
	Contact Configuration	<b>ACTION PIN</b>

---

Termination Features	Termination Post Length	<b>2.49 mm [ .098 in ]</b>
	Interface Type	<b>Eurocard/DIN 41612</b>
	Termination Method to PC Board	<b>Through Hole - Solder</b>


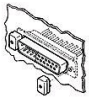


---

Mechanical Attachment	PCB Mount Alignment	<b>Without</b>
	Mating Alignment Type	<b>Polarization</b>
	Mating Alignment	<b>With</b>
	PCB Mount Retention	<b>Without</b>

---

Housing Features	Centerline	2.54 mm [ .1 in ]
	Housing Material	Polymer - GF
Dimensions	Tail Length (mm)	4.82
	Height (mm)	6.4
Industry Standards	UL Flammability Rating	UL 94V-0
Packaging Features	Packaging Method	Box
Product Compliance	<a href="#">Statement of Compliance PDF</a> <a href="#">VIEW ALL PRODUCT COMPLIANCE</a>	

## CUSTOMERS ALSO BOUGHT

<p>RECTANGULAR POWER CONNECTORS</p>  <p>02P CMNL HDR ASSY PC NATL LF 1586512-2</p> <p><a href="#">Save to List</a> <a href="#">Find Similar Products</a></p>	<p>D-SUB LOCKING &amp; MOUNTING</p>  <p>R.S.449 LATCHING BLOCK AMPL 745403-8</p> <p><a href="#">Save to List</a> <a href="#">Find Similar Products</a></p>	<p>EUOCARD CONNECTORS</p>  <p>048 EURO TYPE C RECEPT ST ASSY 535091-5</p> <p><a href="#">Save to List</a> <a href="#">Find Similar Products</a></p>	<p>RECTANGULAR POWER CONNECTORS</p>  <p>03P CMNL HDR ASSY PC NATL LF 1586514-2</p> <p><a href="#">Save to List</a> <a href="#">Find Similar Products</a></p>
---	---	--	---

Products - 12 Results

[View All](#)

[Compare 0/10](#)


Relation Type ▼

RELATIONSHIP

### Mating Products

Used to identify Mating Parts

[See All Mating Products](#)

	<p>PRODUCT - MATING PRODUCTS</p> <p>Connectors - Eurocard Connectors EUOCARD   Eurocard</p> <p><b>ASSY, PIN, EUROCARD, TYPE C/2, LEAD-FREE, 48 - 5536407-5</b></p> <p>TE INTERNAL NUMBER: 5536407-5</p>	<p>Always EU RoHS/ELV Compliant</p> <p>Connector Style <b>Plug</b></p> <p>Applies To <b>Printed Circuit Board</b></p> <p>Connector System <b>Board-to-Board</b></p>	<input checked="" type="checkbox"/>
---	---	---	-------------------------------------

✓ Active

Number of Columns **16**

Centerline **2.54 mm**

RELATIONSHIP

## Mating Products

Used to identify Mating Parts

[See All Mating Products](#)



PRODUCT - MATING PRODUCTS

Connectors - Eurocard Connectors  
EUROCARD I Eurocard

**ASSY, PIN, EUROCARD,  
TYPE C/2, LEA  
- 5650948-5**

TE INTERNAL NUMBER: 5650948-5

✓ Active

Always EU RoHS/ELV Compliant

Connector Style **Plug**

Applies To **Printed Circuit Board**

Connector System **Board-to-Board**

Mounting Angle **Right Angle**

Centerline **2.54 mm**



RELATIONSHIP

## Mating Products

Used to identify Mating Parts

[See All Mating Products](#)



PRODUCT - MATING PRODUCTS

Connectors - Eurocard Connectors  
EUROCARD I Eurocard

**048 EURO TYPE C PIN BL  
ASSY - 536407-5**

TE INTERNAL NUMBER: 536407-5

✓ Active

5 of 6 EU RoHS/ELV Compliant

Connector Style **Plug**

Applies To **Printed Circuit Board**

Connector System **Board-to-Board**

Mounting Angle **Right Angle**

Number of Columns **16**

