



# PCB D-SUB CONNECTORS



Active

PRODUCT DRAWING  
English

3D PDF

TE CONNECTIVITY (TE)

## ASSY,EMI RCPT,50 POSN,SCR LK

CHAMP | CHAMP

5553813-3

TE Internal Number: 5553813-3

Always EU RoHS/ELV Compliant

Connector Style **Receptacle**

Centerline **2.16 mm [ .085 in ]**

Number of Positions **50**

Number of Rows **2**

Profile **Standard**

### Product Drawings

RECEPTACLE ASSEMBLY, SHIELDED, 50 POSITION, BAIL LOCK, RIGHT ANGLE, WITH GROUND BRACKET, CHAMP

PDF (TIFF AVAILABLE)  
English

RECEPTACLE ASSEMBLY, SHIELDED, 50 POSITION, BAIL LOCK, RIGHT ANGLE, WITH GROUND BRACKET, CHAMP

PDF (TIFF AVAILABLE)  
English

### CAD Files

Customer View Model

3D\_IGS.ZIP  
English

Customer View Model

2D\_DXF.ZIP  
English

Customer View Model

3D\_STP.ZIP  
English

3D PDF

PDF  
English

### Product Specifications

Application Specification

CHAMP Printed Circuit (PC) Board Mounted Connectors

PDF  
English

Please review product documents or [contact us](#) for the latest agency approval information. Please Note: Use the Product Drawing for all design activity.

Product Type Features

Connector Style

**Receptacle**

Profile

**Standard**

	PCB Mounting Orientation	<b>Right Angle</b>
	Applies To	<b>Printed Circuit Board</b>
	Grounded	<b>No</b>
	Orientation	<b>Standard</b>
	Product Type	<b>Connector</b>
	Shielded	<b>Yes</b>
<hr/>		
Configuration Features	Number of Positions	<b>50</b>
	Number of Rows	<b>2</b>
	Preloaded	<b>Yes</b>
<hr/>		
Body Features	Plating Material	<b>Thermoplastic</b>
	Shield Plating Material	<b>Nickel</b>
	Bracket Material	<b>Thermoplastic</b>
	Color	<b>Black</b>
	Shield Material	<b>Die Cast Metal</b>
<hr/>		
Contact Features	Solder Tail Contact Plating Material	<b>Tin</b>
	Contact Base Material	<b>Copper Alloy</b>
	Contact Mating Area Plating Thickness (µin)	<b>30</b>
	Contact Mating Area Plating Material	<b>Gold Flash over Palladium Nickel, Gold</b>
<hr/>		
Mechanical Attachment	PCB Mount Retention	<b>Without</b>
	Mating Connector Lock	<b>With</b>
	Mating Connector Lock Type	<b>Bail Lock</b>
	Panel Mount Retention	<b>With</b>
	Screw Size	<b>14702</b>
	Panel Attachment Style	<b>Rear Mount</b>
<hr/>		
Housing Features	Centerline	<b>2.16 mm [ .085 in ]</b>
	Housing Color	<b>Black</b>
	Housing Material	<b>Polyester</b>
<hr/>		
Dimensions	Panel Thickness	<b>1.57 mm [ .062 in ]</b>
<hr/>		
Industry Standards	UL Flammability Rating	<b>UL 94V-0</b>
<hr/>		

Packaging Features

Packaging Method

Tray

Packaging Quantity

40

Other

Comb Material

Thermoplastic

Comment





For filtered connector, order P/N 093533-1.,  
SCSI applicable with Bail Lock Hardware  
Kit P/N 554818-2.

Product Compliance

[Statement of Compliance](#)  
PDF

[VIEW ALL PRODUCT COMPLIANCE](#)

## CUSTOMERS ALSO BOUGHT

PCB D-SUB CONNECTORS	WIRE-TO-BOARD HEADERS & RECEPTACLES	WIRE-TO-BOARD HEADERS & RECEPTACLES	RJ45 CONNECTORS
			
RCPT ASSY, 50 POS, VERT MTG, SHLD 5554217-4	2.0mm, HDR, 4pos, R/A 440055-4	2.0mm, HDR, 3pos, R/A 440055-3	MOD JK ASSY, 5PORT, 8POSN, RTANG 5557563-1
<a href="#">Save to List</a> <a href="#">Find Similar Products</a>	<a href="#">Save to List</a> <a href="#">Find Similar Products</a>	<a href="#">Save to List</a> <a href="#">Find Similar Products</a>	<a href="#">Save to List</a> <a href="#">Find Similar Products</a>