



RJ45 CONNECTORS



Active

PRODUCT DRAWING
English

3D PDF

TE CONNECTIVITY (TE) MJ,8POS,R/A,LPF Mini PCI

5557785-1
TE Internal Number: 5557785-1

Always EU RoHS/ELV Compliant

Port Configuration **Single**

Shielded **No**

Jack Configuration **1 x 1**

Connector Style **Jack**

Inverted Jack Face **No**

Product Drawings

[MODULAR JACK ASSEMBLY, 8 POSITION,RIGHT ANGLE, LOW PROFILE](#)

PDF
English

CAD Files

[3D PDF](#)

PDF
English

[Customer View Model](#)

2D_DXF.ZIP
English

[Customer View Model](#)

3D_IGS.ZIP
English

[Customer View Model](#)

3D_STP.ZIP
English

Catalog Pages/Data Sheets

[82066 - Modular Jacks And MRJ21 Product Catalog - Single Port Modular Jacks Section](#)

PDF
English

Product Specifications

Product Specification

[High Performance Modular Plugs & Jacks, PCB Mounted](#)

PDF
English

Application Specification

[Modular Jacks](#)

PDF
English

Product Environmental Compliance

TE Material Declaration

[MD_5557785-1_08282015820_dmtec](#)

PDF
English

Please review product documents or [contact us](#) for the latest agency approval information. Please Note: Use the Product Drawing for all design activity.

Product Type Features	Shielded	No
	Connector Style	Jack
	Performance Category	Cat 3
	Profile	Low
	PCB Mounting Orientation	Side Entry (Right Angle)
	Connector Type	Connector Assembly
	Product Type	Connector
	Latch Style	Standard
	Jack Type	RJ45
	Grounding Options	Without
	LED	Without
	Panel Stops	Without

Configuration Features	Port Configuration	Single
	Jack Configuration	1 x 1
	Number of Positions	8
	Preloaded	Yes
	Keyed	No

Body Features	Inverted Jack Face	No
	Color	Black

Contact Features	Number of Contacts Loaded	8
	Solder Tail Contact Plating Material	Tin over Nickel
	Contact Base Material	Phosphor Bronze
	Contact Mating Area Plating Material	Gold
	Contact Mating Area Plating Thickness (µin)	50

Termination Features	Termination Method to PC Board	Solder
----------------------	--------------------------------	---------------

Mechanical Attachment	PCB Mounting Style	Through Hole
	Panel Mount Retention	With
	Flanged	No













Housing Features	Housing Material	High Temperature Nylon
	Housing Color	Black
Dimensions	Height	13.39 mm [.526 in]
	PCB Thickness (Recommended)	1.57 mm [.062 in]
	PCB Tail Length	3.56 mm [.14 in]
Industry Standards	UL Flammability Rating	UL 94V-0
Packaging Features	Packaging Quantity	95
	Packaging Method	Tray, Tray/Box

Product Compliance

[Statement of Compliance PDF](#)

[VIEW ALL PRODUCT COMPLIANCE](#)

CUSTOMERS ALSO BOUGHT

<p>STANDARD POWER RELAYS</p>  <p>PCJ-105D3MH, 303 PCJ-105D3MH,303</p> <hr/> <p> Save to List</p> <p> Find Similar Products</p>	<p>CHASSIS PANEL MOUNT RESISTORS</p>  <p>THS25 15R 5% THS2515RJ</p> <hr/> <p> Save to List</p> <p> Find Similar Products</p>	<p>D-SUB BACKSHELLS & CLAMPS</p>  <p>CABLE CLAMP KIT, SZ 2 5747099-5</p> <hr/> <p> Save to List</p> <p> Find Similar Products</p>	<p>IEC FILTERED INLETS</p>  <p>6EJH1=F8043 S0 6EJH1</p> <hr/> <p> Save to List</p> <p> Find Similar Products</p>
---	---	--	---