




D-SUB BACKSHELLS & CLAMPS



Active

PRODUCT DRAWING
English

3D PDF

TE CONNECTIVITY (TE)

DIE CAST CBL CLMP KIT, SZ 4

AMPLIMITE | AMPLIMITE Kit CST

5748676-4

TE Internal Number: 5748676-4

Always EU RoHS/ELV Compliant

Accessory Type **Backshell/Cable Clamp**

Cable Clamp Type **Two-Piece RFI/EMI Shield**

Number of Positions **37**

Shell Size **4**

Shielded **Yes**

Product Drawings

[KIT, CABLE CLAMP, 180 DEG EXIT, W/GROMMETS, AMPLIMITE SERIES](#)

PDF
English

CAD Files

[3D PDF](#)

PDF
3D

[Customer View Model](#)

2D_DXF.ZIP
English

[Customer View Model](#)

3D_IGS.ZIP
English

[Customer View Model](#)

3D_STP.ZIP
English

Catalog Pages/Data Sheets

[AMPLIMITE Subminiature D Connectors - Cable Connectors](#)

PDF
English

Product Specifications

Product Specification

[AMPLIMITE Shielded Cable Clamp Assemblies And Accessories](#)

PDF
English

Qualification Test Report

[Shielded Cable Clamp Assemblies](#)

PDF
English

Product Environmental Compliance

TE Material Declaration

[MD_5748676-4_06222015735_dmtec](#)

PDF
English

REACH Substance Communication Document

[RSCD_DIHP](#)

PDF
English

Installation Charts

Instruction Sheets

Instruction Sheet (U.S.)

AMPLIMITE Connector HD-20 Shielded Cable Clamp Kits

PDF
English

Please review product documents or [contact us](#) for the latest agency approval information. Please Note: Use the Product Drawing for all design activity.

Product Type Features	Accessory Type	Backshell/Cable Clamp
	Shell Size	4
	Shielded	Yes
	Thread Size	4-40
	Grommets	With
	Product Type	Accessory

Configuration Features	Number of Positions	37
------------------------	---------------------	-----------

Body Features	Cable Clamp Type	Two-Piece RFI/EMI Shield
	Cable Exit Angle	180°
	Shield Plating Finish	Bright
	Shield Plating Material	Nickel over Copper
	Grommets per Set	6
	Cable Clamp Material	Zinc Alloy

Dimensions	Cable Insulation Diameter	6.48 – 11.94 mm [.255 – .47 in]
------------	---------------------------	--

Operation/Application	For Use With	Plug/Receptacle
-----------------------	--------------	------------------------

Packaging Features	Packaging Method	Individual Kit
	Packaging Quantity	1

Other	Comment	All parts are packaged unassembled., Jackscrews must be purchased separately., Shielded cable clamps will not accept connector housings with clinch nuts.
	Long Turnable Jackscrew Part Number	747784-3













Product Compliance

[Statement of Compliance](#)

PDF

[VIEW ALL PRODUCT COMPLIANCE](#)

CUSTOMERS ALSO BOUGHT

SOLDERSLEEVE SHIELD TERMINATORS	THROUGH-HOLE RESISTORS	STANDARD CIRCULAR I/O CONNECTORS	SURFACE MOUNT RESISTORS
 CWT-13-W122-5 CWT-13-W122-5	 C14 1R0 5% (LOOSE) C141R0JL	 PLUG ASSY DTS26W11-05PN	 RP 2A 137R 0.1% 15PPM CUT LENGTH RP73D2A137RBTG
 Save to List  Find Similar Products	 Save to List  Find Similar Products	 Save to List  Find Similar Products	 Save to List  Find Similar Products