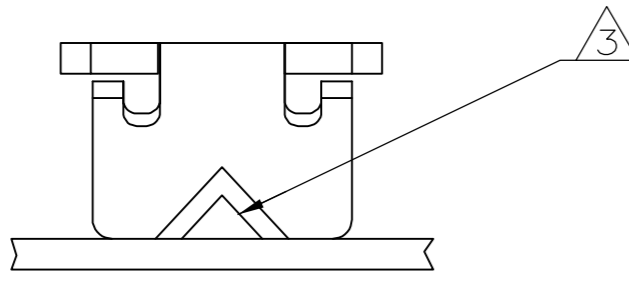
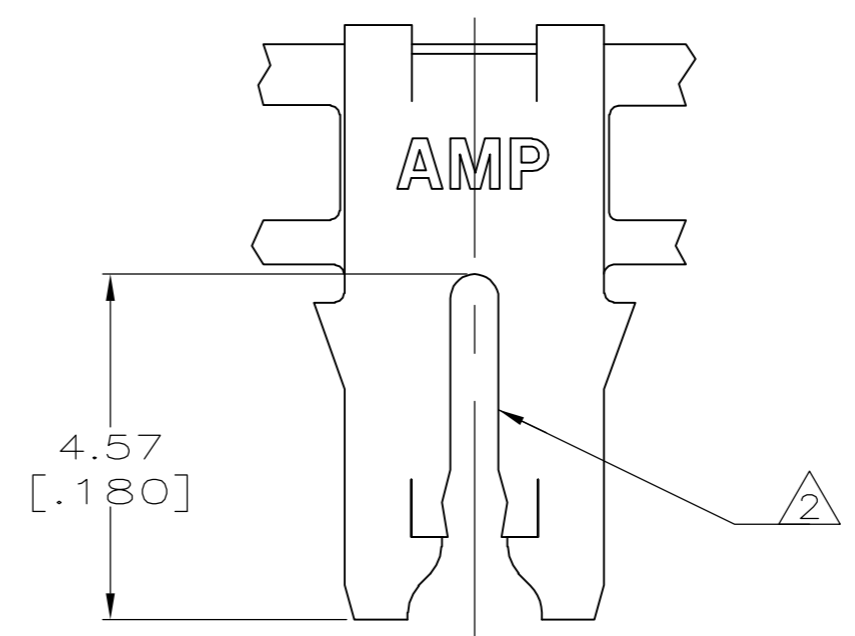
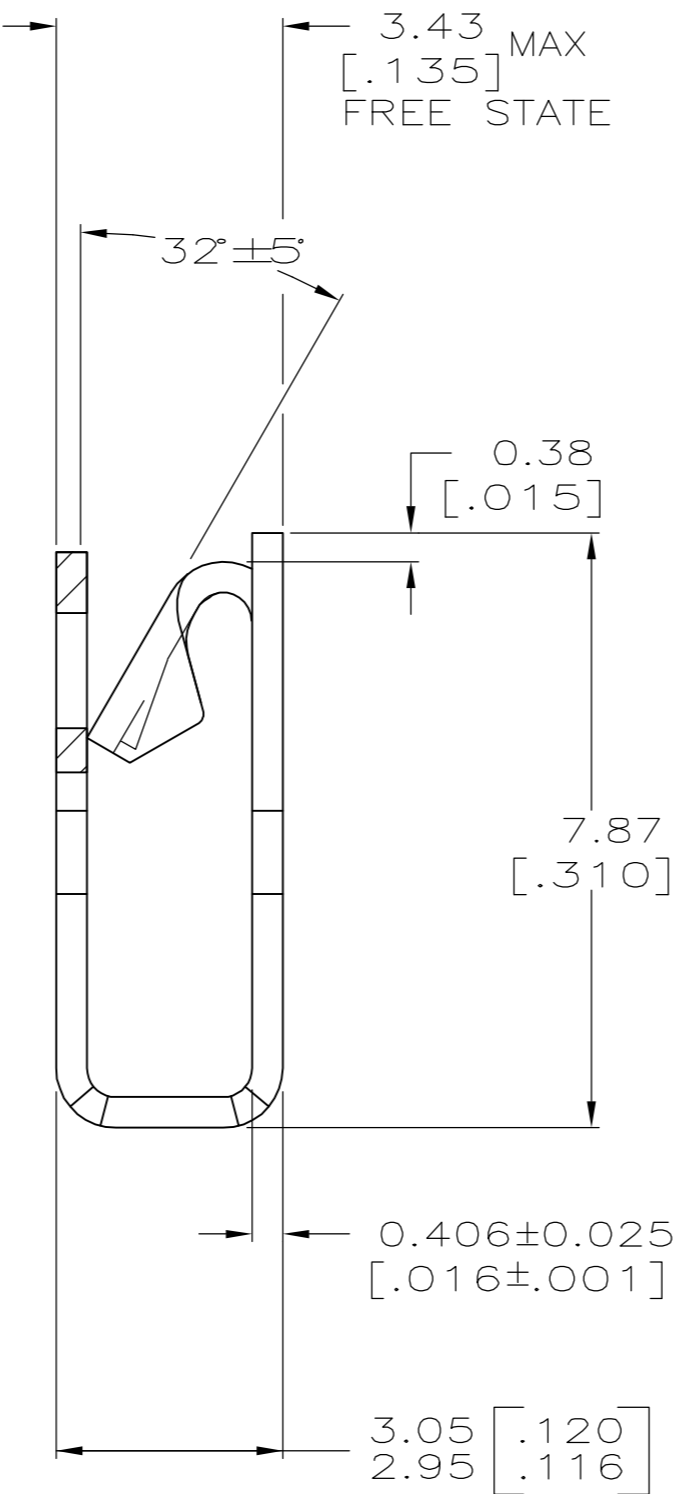
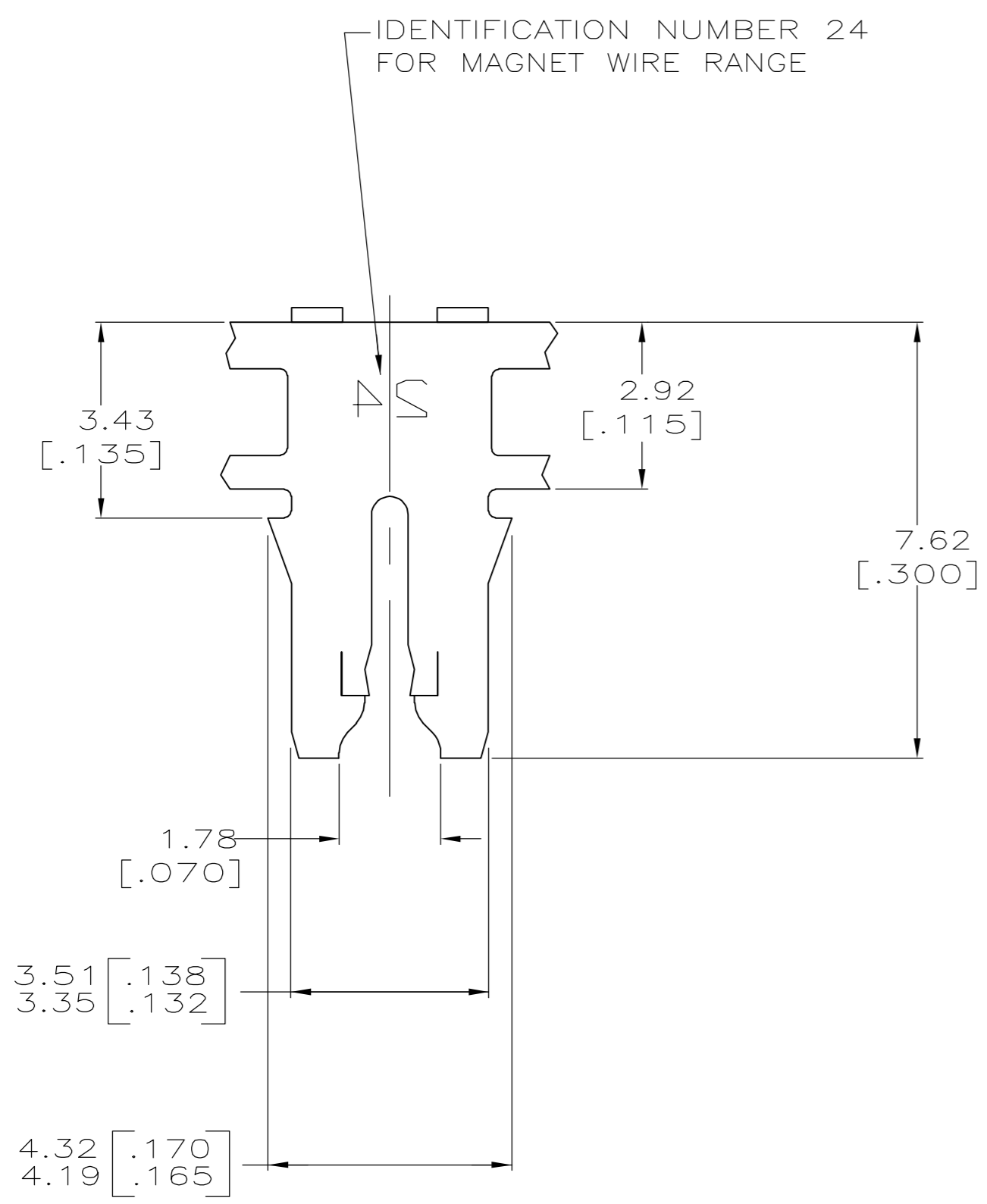


THIS DRAWING IS UNPUBLISHED. RELEASED FOR PUBLICATION
 © COPYRIGHT BY TYCO ELECTRONICS CORPORATION. ALL RIGHTS RESERVED.

LOC	DIST	REVISIONS			
P	LTR	DESCRIPTION	DATE	DWN	APVD
AF	50	S1	REVISED PER ECR-06-011785	18MAY06	MF KR



- 1 CONTINUOUS STRIP ON REELS WITH TERMINALS LOCATED ON 5.59±0.08 [.220±.003] CENTERS.
- 2 SLOT ACCEPTS 0.80-1.20mm [#20-#16.5] AWG COPPER MAGNET WIRE. A SINGLE WIRE ONLY.
- 3 POKE-IN ACCEPTS A 0.50-0.90mm² [#20-#18] AWG SOLID OR FUSED STRANDED LEAD WIRE.
- 4 0.002032 [.000080] MIN TIN PLATE.



H04 PHOSPHOR BRONZE	STANDARD	62833-4
H04 PHOSPHOR BRONZE	REVERSED	62833-3
4M BRASS	REVERSED	62833-2
4M BRASS	STANDARD	62833-1
MATERIAL	REELING	PART NO.

THIS DRAWING IS A CONTROLLED DOCUMENT.		DWN R.R. BUCHHEISTER JR. 1/SEP/94	Tyco Electronics Corporation Harrisburg, PA 17105-3608	
DIMENSIONS: INCHES	TOLERANCES UNLESS OTHERWISE SPECIFIED:	CHK MS FEHER 02SEP94	NAME MS FEHER 02SEP94	
	0 PLC ± -	APVD MS FEHER 02SEP94	PRODUCT SPEC 108-2012	
	1 PLC ± -		APPLICATION SPEC 114-2046	
MATERIAL SEE TABLE	2 PLC ± 0.25 [.010]		SIZE A2	CAGE CODE 00779
	3 PLC ± -		DRAWING NO C=62833	RESTRICTED TO -
	4 PLC ± -		SCALE 10:1	SHEET 1 of 1
	ANGLES ± -		CUSTOMER DRAWING	REV S1
	FINISH -			

62833