




## D-SUB CONNECTOR CONTACTS



Active

PRODUCT DRAWING  
English

3D PDF

### TE CONNECTIVITY (TE) HD 20 DF PIN PLTD AMPLIMITE | Crimp Snap

66506-4  
TE Internal Number: 66506-4  
Alias ID: 0-0066506-4, 1096485, 1097783

Always EU RoHS/ELV Compliant

Contact Type **Pin**

Contact Style **Crimp Snap-in**

Contact Size **20**

Contact Base Material **Brass**

Contact Mating Area Plating Material **Gold Flash over Nickel**

### Product Drawings

#### PIN CONTACT, SIZE 20 DF, 20-24 AWG, AMPLIMITE

PDF  
English

### CAD Files

#### Customer View Model

3D\_IGS.ZIP  
English

#### Customer View Model

3D\_STP.ZIP  
English

#### 3D PDF

PDF  
3D

#### Customer View Model

2D\_DXF.ZIP  
English

### Catalog Pages/Data Sheets

#### Signal Contacts

PDF  
English

#### AMP Circular Connectors For Commercial Signal & Power Applications

PDF  
English

#### AMPLIMITE Subminiature D Connectors - Cable Connectors

PDF  
English

#### HTS Heavy Duty Connectors Catalogue

PDF  
English

### Product Specifications

#### Product Specification

#### AMPLIMITE HDP-20 Subminiature D Connector With F Crimp Contacts

PDF  
English

#### Application Specification

#### HD-20 Precision Formed Contacts

PDF  
English

Qualification Test Report

## AMPLIMITE HDP-20 And Economy Crimp Snap Subminiature D Commercial Connectors

PDF  
English

[Connector, PCB Mounted, HD-20, AMPLIMITE III](#)

PDF  
English

[Connector, PCB Mounted, HD-20, AMPLIMITE III](#)

TIF  
English

[AMPLIMITE HDP-20 Subminiature D Connector With F Crimp Contacts](#)

PDF  
English

---

## Product Environmental Compliance

TE Material Declaration

[MD\\_66506-4\\_04012015338\\_dmtec](#)

PDF  
English

---

## Instruction Sheets

Instruction Sheet (U.S.)

[AMPLIMITE High Density \(HDP-20\) Connectors With Crimp-Type Contacts](#)

PDF  
English

[PRO-CRIMPER III Hand Crimping Tool Assembly 58448-2 With Die Assembly 58448-3](#)

PDF  
English

[Insertion/Extraction Tool 91285-1 And Replacement Tip Kits 543382-\[ \]](#)

PDF  
English

Please review product documents or [contact us](#) for the latest agency approval information. Please Note: Use the Product Drawing for all design activity.

---

|                       |                    |                   |
|-----------------------|--------------------|-------------------|
| Product Type Features | Grade              | <b>Standard</b>   |
|                       | Insulation Support | <b>Yes</b>        |
|                       | Product Type       | <b>Contact</b>    |
|                       | Applies To         | <b>Wire/Cable</b> |

---

|                  |   |                               |
|------------------|---|-------------------------------|
| Contact Features | Contact Type                                | <b>Pin</b>                    |
|                  | Contact Style                               | <b>Crimp Snap-in</b>          |
|                  | Contact Size                                | <b>20</b>                     |
|                  | Contact Base Material                       | <b>Brass</b>                  |
|                  | Contact Mating Area Plating Material        | <b>Gold Flash over Nickel</b> |
|                  | Pin Diameter                                | <b>1.02 mm [ .04 in ]</b>     |
|                  | Contact Mating Area Plating Thickness (µin) | <b>30</b>                     |
|                  | Solder Tail Contact Plating Material        | <b>Gold</b>                   |

---

|                      |                                  |              |
|----------------------|----------------------------------|--------------|
| Termination Features | Termination Method to Wire/Cable | <b>Crimp</b> |
|----------------------|----------------------------------|--------------|

---

Mechanical Attachment

Contact Retention in Housing

Crimp Snap-In

Dimensions

Wire Range

.2 – .6 mm<sup>2</sup> [ 24 – 20 AWG ]

Post Diameter (mm)

2.16

Wire Insulation Diameter

1.27 – 1.52 mm [ .05 – .06 in ]

Insulation Diameter (Max) (in)

.06

Operation/Application

For Use With

AMPLIMITE HDP-20, CPC Connectors

Packaging Features

Packaging Method

Strip

Packaging Quantity





10000

Product Compliance

[Statement of Compliance](#)  
PDF

[VIEW ALL PRODUCT COMPLIANCE](#)

## CUSTOMERS ALSO BOUGHT

| D-SUB CONNECTOR CONTACTS  | IDC D-SUB CONNECTORS  | BNC CONNECTORS  | RECTANGULAR POWER CONNECTORS  |
|---|---|---|---|
|  |  |  |  |
| <b>HD 20 DF SOCKET PLTD</b><br>66504-4  | <b>PLUG ASSY, 25P, HDE, MS</b><br>2-745496-0  | <b>JACK, DECOUP, LOW PROFILE, ESD, BNC</b><br>5414651-3                             | <b>04P MTA156 CONN ASSY</b><br>22AWG RED<br>3-644463-4                                |
| <a href="#">Save to List</a><br><a href="#">Find Similar Products</a>               | <a href="#">Save to List</a><br><a href="#">Find Similar Products</a>               | <a href="#">Save to List</a><br><a href="#">Find Similar Products</a>               | <a href="#">Save to List</a><br><a href="#">Find Similar Products</a>                 |

Products - 5 Results

[View All](#)

[Compare 0/10](#)

Relation Type ▼

RELATIONSHIP

**Toolings**

Tooling

[See All Toolings](#)

PRODUCT - TOOLINGS



Application Tooling - OCEAN Applicators  
AMP

OC-AT-S-FA-055F0620-

Not in Scope for EU RoHS/ELV  
Compliance





001-0208 - 2151496-2  
 TE INTERNAL NUMBER: 2151496-2

✓ Active

Region **Worldwide**

Tool Type **Applicator**

Spare Parts Tooling **No**

Applicator Style **OCEAN - Atlantic**

Applicator Feed Style **Side Feed**

RELATIONSHIP  
**Toolings**  
 Tooling

[See All Toolings](#)

PRODUCT - TOOLINGS



Application Tooling - OCEAN Applicators  
 AMP

OC-PA-S-FM-055F062O-  
 001-0208 - 2-2151496-1  
 TE INTERNAL NUMBER: 2-2151496-1

✓ Active

Not in Scope for EU RoHS/ELV  
 Compliance

Region **Worldwide**

Tool Type **Applicator**

Spare Parts Tooling **No**

Applicator Style **OCEAN - Pacific**

Applicator Feed Style **Side Feed**



RELATIONSHIP  
**Toolings**  
 Tooling

[See All Toolings](#)

PRODUCT - TOOLINGS



Application Tooling - OCEAN Applicators  
 AMP

OC-PA-S-FA-055F062O-  
 001-0208 - 2-2151496-2  
 TE INTERNAL NUMBER: 2-2151496-2

✓ Active

Not in Scope for EU RoHS/ELV  
 Compliance

Region **Worldwide**

Tool Type **Applicator**

Spare Parts Tooling **No**

Applicator Style **OCEAN - Pacific**

Applicator Feed Style **Side Feed**

