



MULTIPLE CONFIGURATION PCB HEADERS & RECEPTACLES



Active

PRODUCT DRAWING
English

3D PDF

TE CONNECTIVITY (TE) 4P AMPMODU II STIFT LEI

AMPMODU | AMPMODU Headers

826926-4

TE Internal Number: 826926-4

Always EU RoHS/ELV Compliant

Applies To **Printed Circuit Board**

Connector Style **Plug**

Centerline **2.54 mm [.1 in]**

Number of Positions **4**

Header Type **Breakaway**

Product Drawings

[AMPMODU II STIFTLISTE EINREIHIG](#)

PDF
English

[AMPMODU II STIFTLISTEN 90 DEG. ,EINREIHIG](#)

PDF
English

CAD Files

[Customer View Model](#)

2D_DXF.ZIP
English

[Customer View Model](#)

3D_IGS.ZIP
English

[Customer View Model](#)

3D_STP.ZIP
English

[3D PDF](#)

PDF
English

Product Environmental Compliance

TE Material Declaration

[MD_826926-4_07222014923_dmtec](#)

PDF
English

Please review product documents or [contact us](#) for the latest agency approval information. Please Note: Use the Product Drawing for all design activity.

Product Type Features

Applies To

Printed Circuit Board

Connector Style

Plug

PCB Mounting Orientation	Vertical
Connector Type	Header
Row-to-Row Spacing	2.54 mm [.1 in]
Stabilizers	Without
Strain Relief	Without
Board Standoff	Without
Profile	Standard
Product Type	Connector
Gasket	Without

Configuration Features	Number of Positions	4
	Number of Rows	1
	Keyed	No
	Selectively Loaded	No

Electrical Characteristics	Dielectric Withstanding Voltage	1000 V
----------------------------	---------------------------------	---------------

Body Features	Header Type	Breakaway
	Post Size	.63 mm [.024 in]





Contact Features	Contact Protection	Without
	Contact Shape	Square
	Contact Type	Pin
	Contact Base Material	Phosphor Bronze
	Solder Tail Contact Plating Material	Tin
	Contact Mating Area Plating Thickness (µm)	2
	Contact Mating Area Plating Material	Tin
	Contact Current Rating (A)	5

Termination Features	Termination Post Length	3.2 mm [.1259 in]
	Termination End Plating Material	Tin
	Termination End Plating Thickness (µm)	2
	Termination Method to PC Board	Through Hole

Mechanical Attachment	PCB Mounting Style	Through Hole
	PCB Mount Retention	Without
	Panel Mount Retention	Without

	Mating Alignment	Without
	Mating Connector Lock	Without
Housing Features	Centerline	2.54 mm [.1 in]
	Housing Color	Green
	Housing Material	PBT GV
Dimensions	Mating Post Length	6.7 mm [.264 in]
Usage Conditions	Operating Temperature Range (°C)	-65 – 105
	High Temperature Housing	No
Operation/Application	High Speed Serial Data Connector	No
Industry Standards	UL Flammability Rating	UL 94V-0
Packaging Features	Packaging Quantity	1500
	Packaging Method	Box
Product Compliance	Statement of Compliance PDF VIEW ALL PRODUCT COMPLIANCE	

CUSTOMERS ALSO BOUGHT

<p>MULTIPLE CONFIGURATION PCB HEADERS & RECEPTACLES</p>  <p>AMPMODU II PIN HEADER 826926-2</p> <p>Save to List Find Similar Products</p>	<p>MULTIPLE CONFIGURATION PCB HEADERS & RECEPTACLES</p>  <p>3P AMPMODU II PIN HDR. 826926-3</p> <p>Save to List Find Similar Products</p>	<p>THROUGH-HOLE RESISTORS</p>  <p>LR1 1% 221R LR1F221R</p> <p>Save to List Find Similar Products</p>	<p>HIGH FREQUENCY & RF INDUCTORS</p>  <p>3650 2A 0.33uH 5% 2K RL 36502AR33JTDG</p> <p>Save to List Find Similar Products</p>
---	--	---	---