

AC Line Rated Ceramic Disc Capacitors

Class X1, 760 V_{AC}, Class Y1, 500 V_{AC}



QUICK REFERENCE DATA				
DESCRIPTION	VALUE			
Ceramic Class	1		2	
Ceramic Dielectric	N750	N750	Y5S, Y5T, Y5U	Y5S, Y5T, Y5U
Voltage (V _{AC})	500	760	500	760
Min. Capacitance (pF)	33		47	
Max. Capacitance (pF)	33		4700	
Mounting	Radial			

MARKING

Marking indicates series, AC rating, capacitance, tolerance code, and approvals.

OPERATING TEMPERATURE RANGE

-40 °C to +125 °C

TEMPERATURE CHARACTERISTICS

Class 1 N750 (U2J)

Class 2 Y5S, Y5T, Y5U

SECTIONAL SPECIFICATIONS

Climatic category (according to EN 60058-1)

Class 1 40/125/21

Class 2 40/125/21

APPROVALS

IEC 60384-14.3

UL 60384-14.1

CSA E60384-1:03 2nd edition, CSA E60384-14:09 2nd edition

FEATURES

- Complying with IEC 60384-14 3rd edition
- High reliability
- Wide range of different leadstyles
- Singlelayer AC Disc safety capacitors
- Material categorization: for definitions of compliance please see www.vishay.com/doc?99912



RoHS
COMPLIANT

APPLICATIONS

- X1, Y1 according to IEC 60384-14.3
- Across-the-line
- Line-by-pass
- Antenna coupling

DESIGN

The capacitors consist of ceramic disc both sides of which are silver plated. Connection leads are made of tinned copper having diameters of 0.6 mm or 0.8 mm.

The capacitors may be supplied with straight or kinked leads having a lead spacing of 10.0 mm or 12.5 mm.

Coating is made of blue colored flame retardant epoxy resin in accordance with UL 94 V-0.

CAPACITANCE RANGE

33 pF to 4.7 nF

TOLERANCE ON CAPACITANCE

± 10 %, ± 20 %

RATED VOLTAGE

- X1: 760 V_{AC}, 50 Hz (IEC 60384-14.3)
760 V_{AC}, 50 Hz/60 Hz (US/UL/CSA 60384-14)
- Y1: 500 V_{AC}, 50 Hz (IEC 60384-14.3)
500 V_{AC}, 50 Hz/60 Hz (US/UL/CSA 60384-14)

TEST VOLTAGE

- 4000 V_{AC}, 50 Hz, 2 s Component test (100 %)
- 4000 V_{AC}, 50 Hz, 60 s Random sampling test (destructive)
- 4000 V_{AC}, 50 Hz, 60 s Voltage proof of coating (destructive)

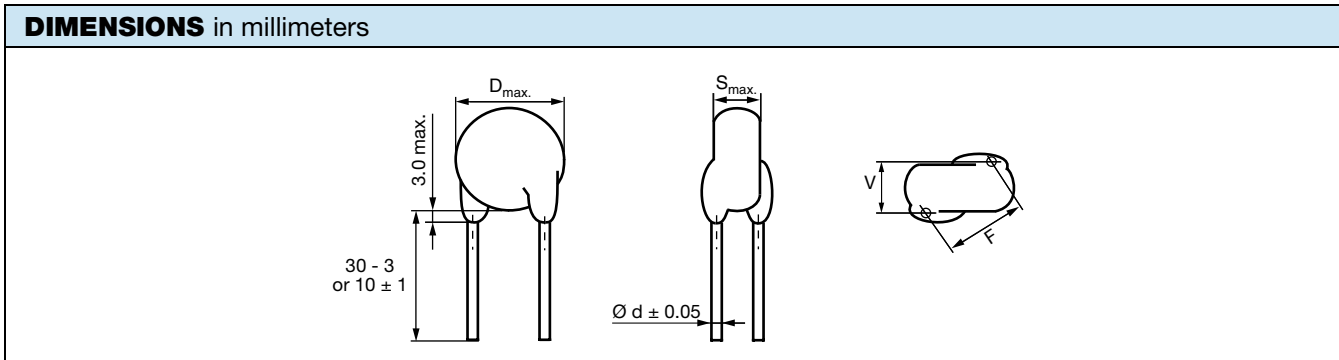
INSULATION RESISTANCE AT 500 V_{DC}

≥ 10 000 MΩ (60 s)

DISSIPATION FACTOR

Class 1: max. 0.5 % (1 kHz)

Class 2: max. 2.5 % (1 kHz)



TECHNICAL DATA								
CAPACITANCE ⁽²⁾ C (pF)	CAPACITANCE TOLERANCE	BODY DIAMETER D _{MAX.} (mm)	BODY THICKNESS S _{MAX.} (mm)	LEAD SPACING ⁽¹⁾ F (mm) ± 1 mm	LEAD DIAMETER ⁽¹⁾ d (mm) ± 0.05 mm	WIDTH ⁽¹⁾ V (mm) ± 0.5 mm	PART NUMBER MISSING DIGITS SEE ORDERING CODE BELOW	
N750 (U2J)								
33	± 10 %, ± 20 %	8.0	6.0	12.5	0.6	1.9	WKP330#CP###KR	
Y5S (2C3)								
47	± 10 %, ± 20 %	8.0	6.0	12.5	0.6	2.3	WKP470#CP###KR	
68							WKP680#CP###KR	
100							WKP101#CP###KR	
Y5T (2D3)								
150	± 10 %, ± 20 %	8.0	6.0	12.5	0.6	2.3	WKP151#CP###KR	
220							WKP221#CP###KR	
Y5U (2E3)								
330	± 10 %, ± 20 %	8.0	6.0	12.5	0.6	2.5	WKP331#CP###KR	
470		9.0					WKP471#CP###KR	
680		10.0					WKP681#CP###KR	
1000		12.0					WKP102#CP###KR	
1500		13.0					WKP152#CP###KR	
2200		15.0			WKP222#CP###KR			
3300		16.0			WKP332#CP###KR			
3900		18.0			WKP392#CP###KR			
4700						0.8	2.7	WKP472#CP###KR

Notes

- (1) Standard lead configuration, other lead spacing and diameter available on request
 (2) Capacitance values from 1 nF to 4.7 nF: the alternative usage of smaller VKP series is recommended for new application.

ORDERING CODE							
#	7 th digit	Capacitance tolerance	± 10 % = K, ± 20 % = M				
###	10 th to 12 th digit	Lead configuration	see "General Information"				
Example	WKP	222	M	CP	ED0	K	R
	Series	Capacitance value	Tolerance code	Voltage code	Lead configuration	Internal code	RoHS compliant

MARKING

WKP 33 pF to 1.5 nF

WKP 2.2 nF to 4.7 nF

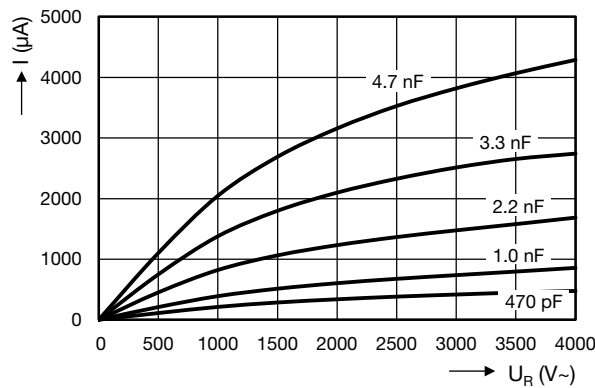
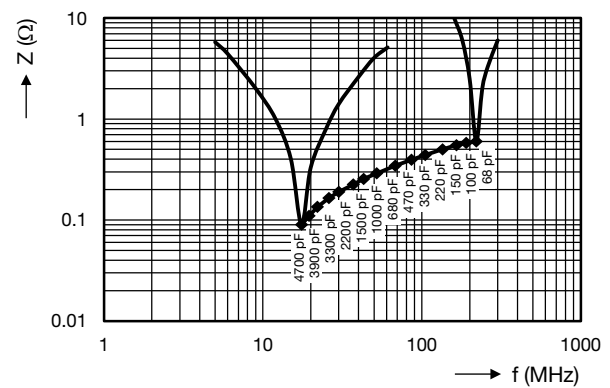
Type: WKP222MCPRECKR
 Cap.: 2200pF ±20%
 Ur.: 500/760VAC
 Qty.: 600
 IEC 60 384-14/2: Y1 (500~), X1 (760~)
 EN132400: 125°C cAuS
 H=18+2, F=12.5
 PN: WKP222MCPRECKR

LOT1: 032691 DC1: 1134
 LOT2: DC2:
 BATCH NO.: 201134CZ
 REGION: 7032 S.L.: 0010

RoHS

PO: 0031254565/0001 SN: 28032691B005

APPROVALS				
IEC 60384-14.3 - Safety tests This approval together with CB test certificate substitutes all national approvals.				
CB Certificate				
Y1-capacitor: CB test certificate:	US-19592-UL	33 pF to 4.7 nF	500 V _{AC}	
X1-capacitor: CB test certificate:	US-19592-UL	33 pF to 4.7 nF	760 V _{AC}	
Minimum thickness of insulation: 0.4 mm				
VDE				
Y1-capacitor: VDE marks approval:	136493	33 pF to 4.7 nF	500 V _{AC}	
X1-capacitor: VDE marks approval:	136493	33 pF to 4.7 nF	760 V _{AC}	
DIN EN 60384-14 VDE 0565-1-1:2006-04 - Safety tests Minimum thickness of insulation: 0.4 mm				
Underwriters Laboratories Inc./Canadian Standards Association				
Y1-capacitor: UL-test certificate:	E183844	33 pF to 4.7 nF	500 V _{AC}	
X1-capacitor: UL-test certificate:	E183844	33 pF to 4.7 nF	760 V _{AC}	
UL 60384-14.1, CSA E60384-1:03 2 nd edition, CSA E60384-14:09 2 nd edition Across-the-line, antenna-coupling and line-by-pass component Minimum thickness of insulation: 0.4 mm				

LEAKAGE CURRENT VS. VOLTAGE (typical)

IMPEDANCE VS. FREQUENCY (typical)


RELATED DOCUMENTS	
General Information	www.vishay.com/doc?22001
CB Test Certificate	www.vishay.com/doc?22214
VDE Marks Approval	www.vishay.com/doc?22216
UL Test Certificate	www.vishay.com/doc?22215



Disclaimer

ALL PRODUCT, PRODUCT SPECIFICATIONS AND DATA ARE SUBJECT TO CHANGE WITHOUT NOTICE TO IMPROVE RELIABILITY, FUNCTION OR DESIGN OR OTHERWISE.

Vishay Intertechnology, Inc., its affiliates, agents, and employees, and all persons acting on its or their behalf (collectively, "Vishay"), disclaim any and all liability for any errors, inaccuracies or incompleteness contained in any datasheet or in any other disclosure relating to any product.

Vishay makes no warranty, representation or guarantee regarding the suitability of the products for any particular purpose or the continuing production of any product. To the maximum extent permitted by applicable law, Vishay disclaims (i) any and all liability arising out of the application or use of any product, (ii) any and all liability, including without limitation special, consequential or incidental damages, and (iii) any and all implied warranties, including warranties of fitness for particular purpose, non-infringement and merchantability.

Statements regarding the suitability of products for certain types of applications are based on Vishay's knowledge of typical requirements that are often placed on Vishay products in generic applications. Such statements are not binding statements about the suitability of products for a particular application. It is the customer's responsibility to validate that a particular product with the properties described in the product specification is suitable for use in a particular application. Parameters provided in datasheets and/or specifications may vary in different applications and performance may vary over time. All operating parameters, including typical parameters, must be validated for each customer application by the customer's technical experts. Product specifications do not expand or otherwise modify Vishay's terms and conditions of purchase, including but not limited to the warranty expressed therein.

Except as expressly indicated in writing, Vishay products are not designed for use in medical, life-saving, or life-sustaining applications or for any other application in which the failure of the Vishay product could result in personal injury or death. Customers using or selling Vishay products not expressly indicated for use in such applications do so at their own risk. Please contact authorized Vishay personnel to obtain written terms and conditions regarding products designed for such applications.

No license, express or implied, by estoppel or otherwise, to any intellectual property rights is granted by this document or by any conduct of Vishay. Product names and markings noted herein may be trademarks of their respective owners.

Material Category Policy

Vishay Intertechnology, Inc. hereby certifies that all its products that are identified as RoHS-Compliant fulfill the definitions and restrictions defined under Directive 2011/65/EU of The European Parliament and of the Council of June 8, 2011 on the restriction of the use of certain hazardous substances in electrical and electronic equipment (EEE) - recast, unless otherwise specified as non-compliant.

Please note that some Vishay documentation may still make reference to RoHS Directive 2002/95/EC. We confirm that all the products identified as being compliant to Directive 2002/95/EC conform to Directive 2011/65/EU.

Vishay Intertechnology, Inc. hereby certifies that all its products that are identified as Halogen-Free follow Halogen-Free requirements as per JEDEC JS709A standards. Please note that some Vishay documentation may still make reference to the IEC 61249-2-21 definition. We confirm that all the products identified as being compliant to IEC 61249-2-21 conform to JEDEC JS709A standards.